












# Easy™ Glow

## SPECIFICATIONS

		
Composition	Average Thickness	Carrier
PU	270 microns	Adhesive polyester

## APPLICATION INSTRUCTIONS

	SUGGESTED CUTTING SETTINGS			TRANSFER SETTINGS			
Applies on							
cotton, polyester, poly/cotton blends	Blade	Pressure	Speed	Time	Temperature	Pressure	Peel
	45°	90gf	30cm/sec	15 seconds	150°C (302°F)	Medium (2,5/3,5 bar)	cold / warm









- Mirror cut the design
- Weed excess material
- Place the design on the garment
- Heat apply at the conditions shown above
- Peel carrier cold / warm (5 - 10 seconds off the press)

### PRODUCT HIGHLIGHTS

- Intense neon glow
- Glossy smooth surface
- Up to 1.5 hours of glow time

 **NOTE:** We highly recommend to perform a test before launching a production.

## CARE AND WASHING RECOMMENDATIONS

							
Washing	Ironing	Tumble dry	Dry cleaning	Storage Shelf Life	Storage Temperature	Storage Conditions	Position
Up to 40°C, inside-out	YES inside-out	YES synthetic cycle	NO	Up to 2 years	Between 18°C and 26°C	Away from sunlight and dust	Vertical

- Wait 24 hours after the application before the first wash
- Respect the textile recommendations
- Do not bleach or use aggressive chemical agents

 This document can be subject to variations.



Siser ANZ  
20 Gateway Drive  
Carrum Downs  
VIC 3201

03 7067 9580  
[www.siseranz.com](http://www.siseranz.com)  
[sales@siseranz.com](mailto:sales@siseranz.com)

